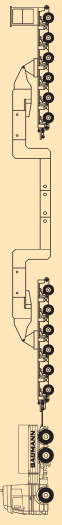
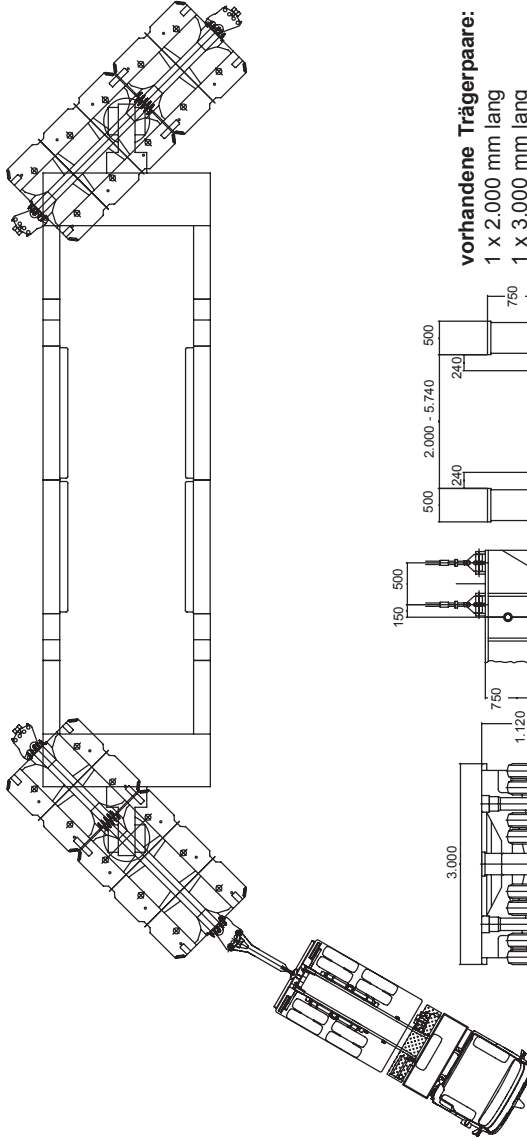
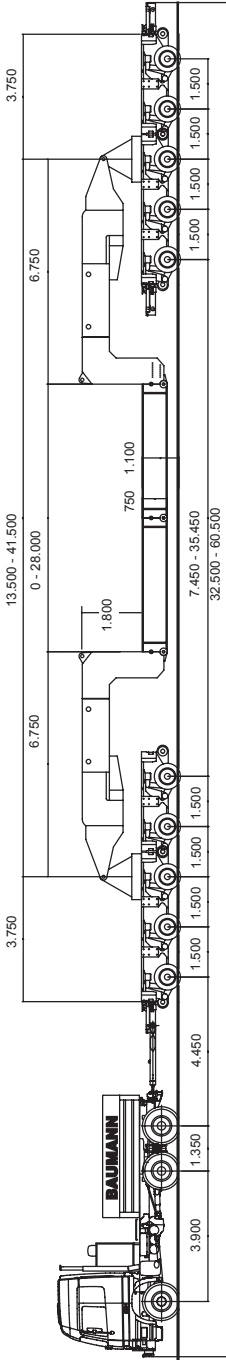


10-Achs Kesselbrücke, Lastdiagramme
 techn. Nutzlast: 65.000 kg



10-Achs Kesselbrücke, angehängen
 techn. Nutzlast: 150.000 kg



vorhandene Trägerpaare:

- 1 x 2.000 mm lang
- 1 x 3.000 mm lang
- 2 x 4.000 mm lang
- 3 x 5.000 mm lang
- 2 x 800 mm Verspannung

